

# Use Amazon Echo to voice control your EZCast (EZCast Full version)

## Introduction

There are two versions of EZCast skills in Alexa, which are EZCast Lite for basic commands and full version for advanced commands. Downloading both versions makes voice control more convenient: brief commands to control playback and adjust volumes; full commands to search videos, watch your channels, and edit your playlists.

## Setup

Before you begin using Echo Dot to voice control your EZCast devices, you have to register your devices to your EZCast account from the EZCast app. To do this, follow the steps below:

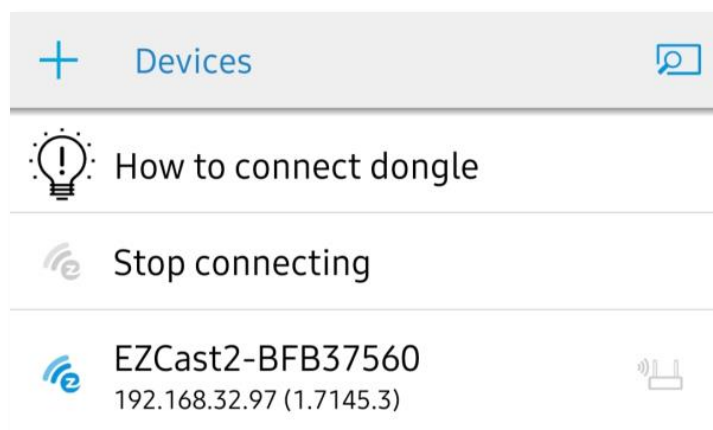
### 1. Download EZCast App

You need to register your EZCast device within the EZCast app, before using your Amazon Echo to voice control it. Our EZCast app supports on phones and tablets with:

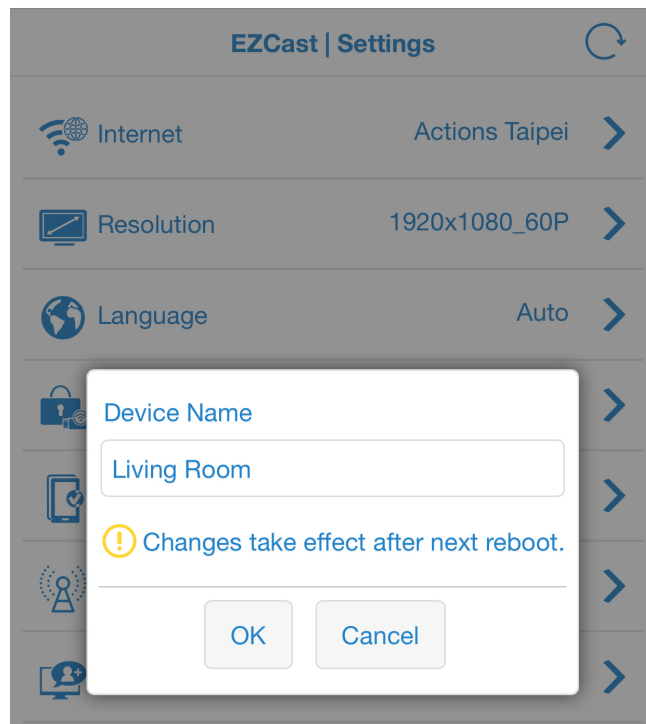
- Android 4.4 and above
- iOS 9.0 and above

### 2. Select your EZCast device

Launch EZCast app and select your EZCast device (make sure your device is connected to a Wi-Fi Network).

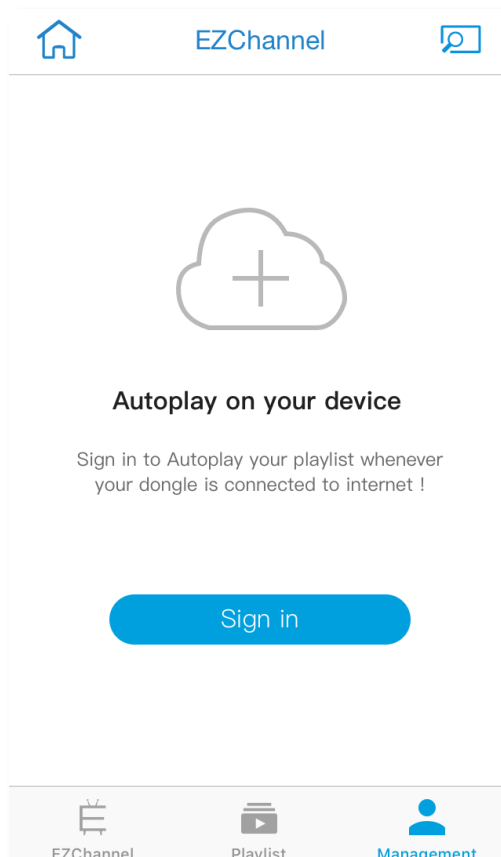


3. After selecting your device, go to Settings (side bar) to change your device name to something easy to pronounce such as: Living Room, Office, Bedroom, Kitchen Please reboot your dongle for the changes to take effect.



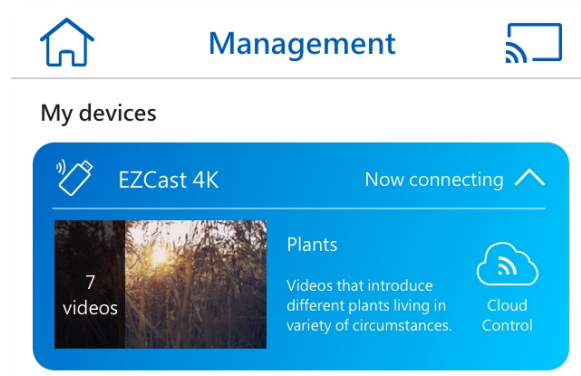
#### 4. Sign in to EZChannel

After selecting your EZCast device, choose EZChannel within the EZCast app, and choose Management > Sign in EZChannel.



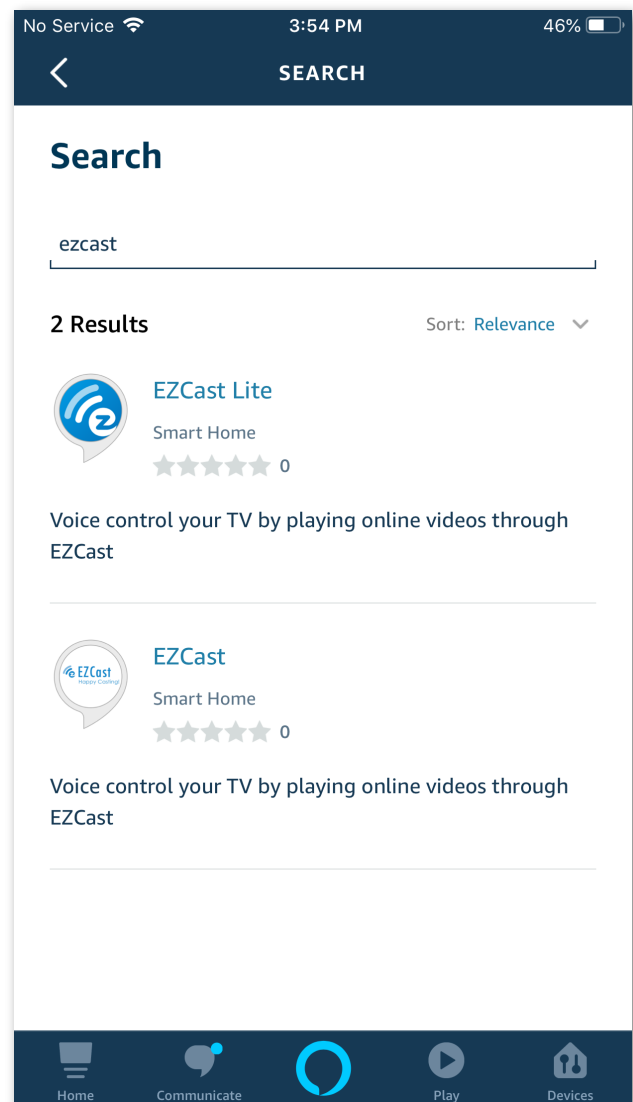
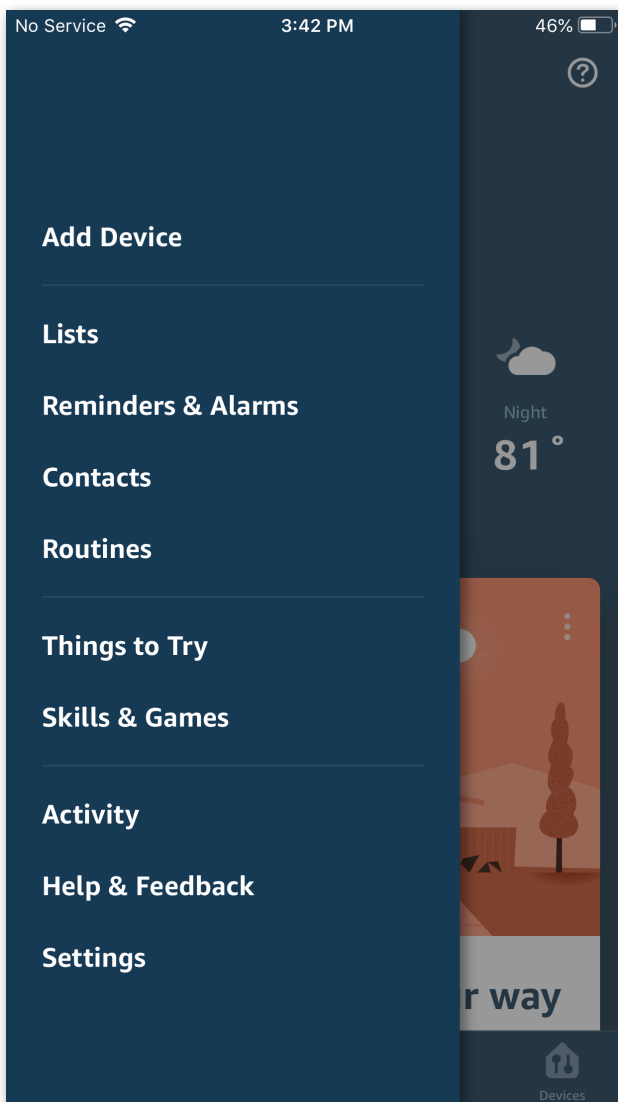
## 5. Register device

After signing in, click your device to make sure it has been registered.

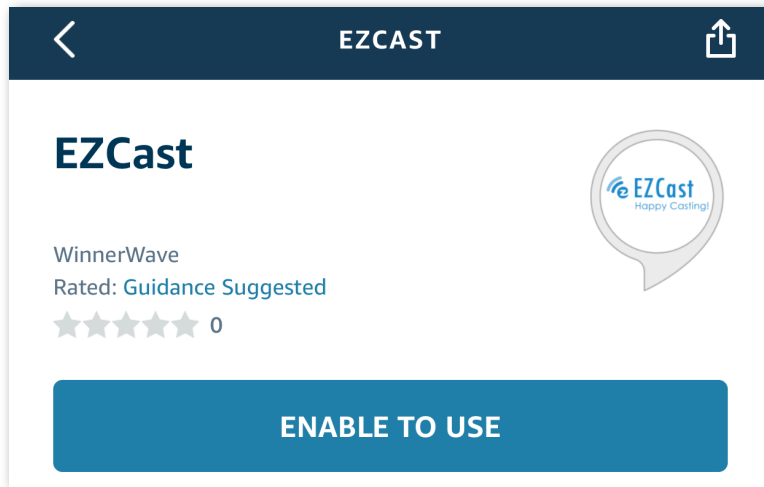


6. After registration, please proceed to the Amazon Alexa app to bind your EZCast device

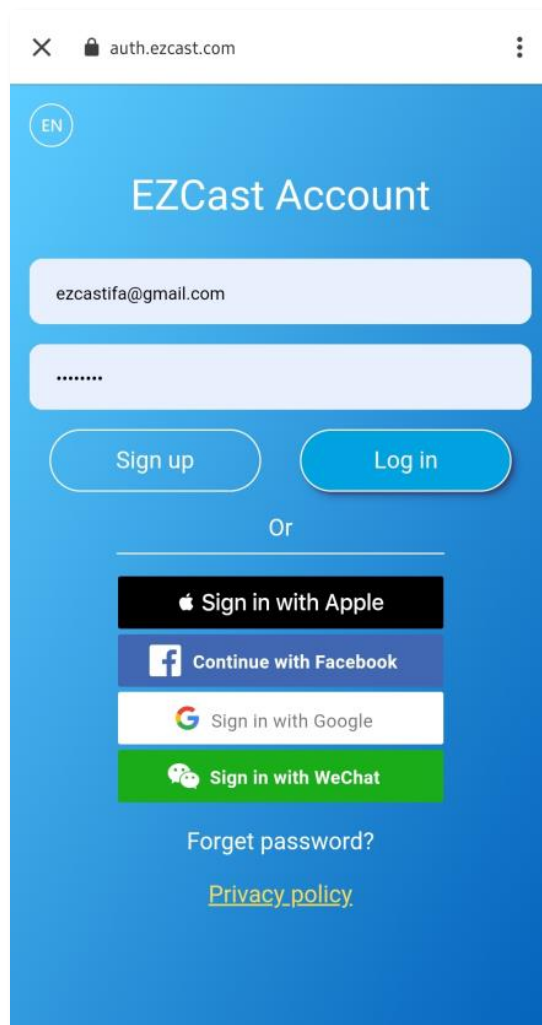
7. Launch Amazon Alexa > select Skills & Games located at the side bar > Search the "EZCast" Keyword




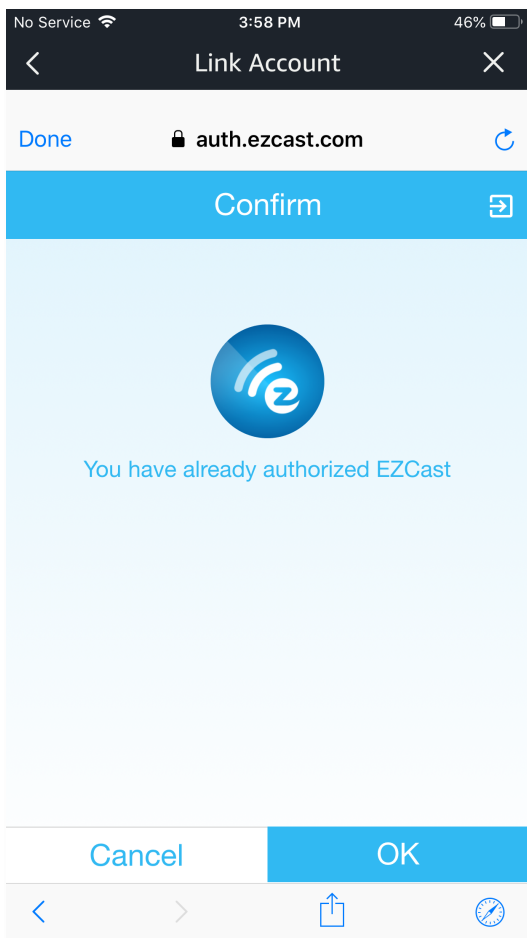
8. Select EZCast Skill > Enable EZCast Skill



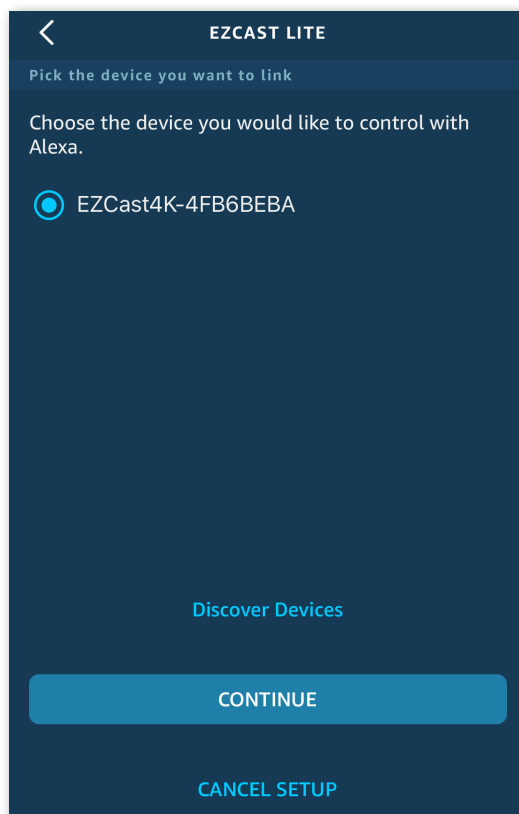
9. After Enable EZCast Skill, you have to log into EZCast account.



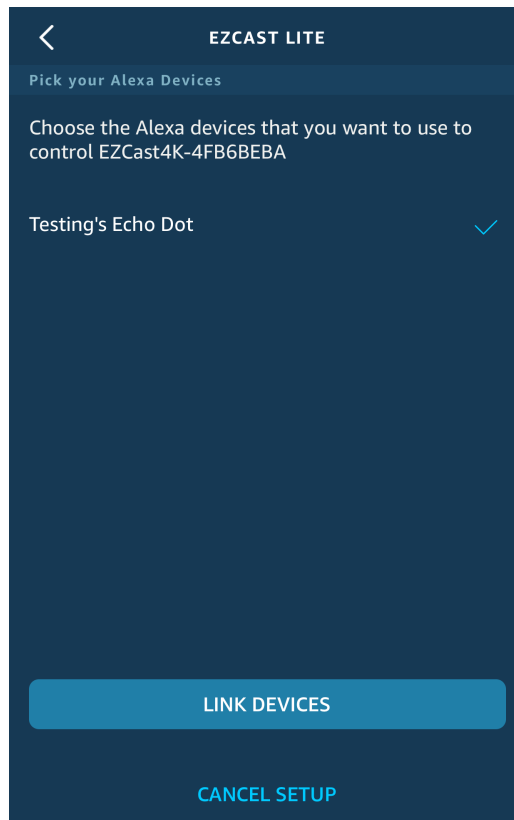
10. Proper authorization is required to access this skill.



11. Pick the EZCast device you want to link to



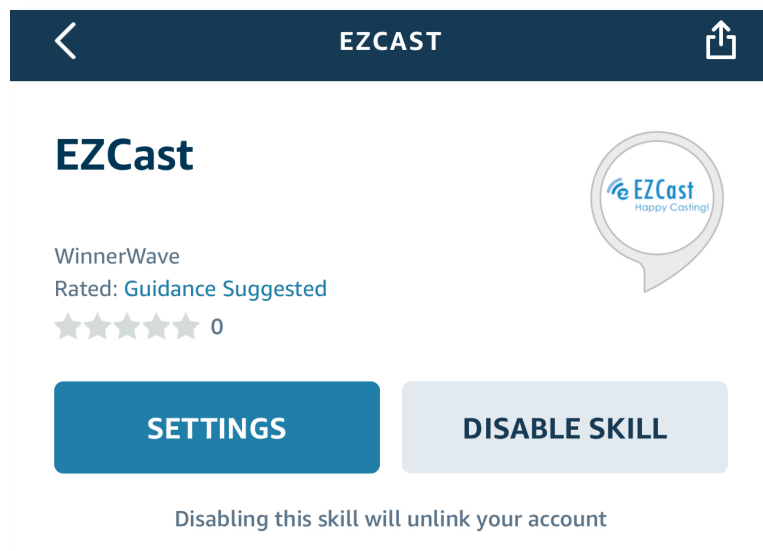
12. Pick your Alexa devices that you want to use to control your EZCast device



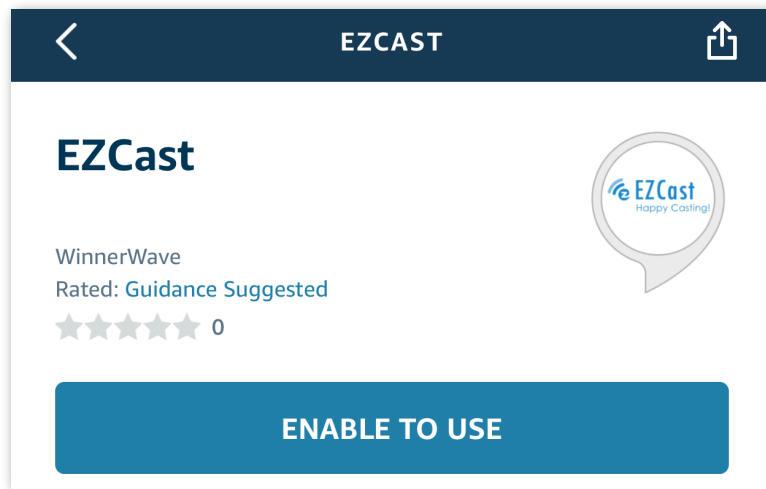
13. Your EZCast is ready ! Now you can voice command your EZCast device !

**Note: Once you sign in the EZCast account at the skills page in Alexa, it would be remembered. If you'd like to switch your EZCast account, please follow the steps below:**

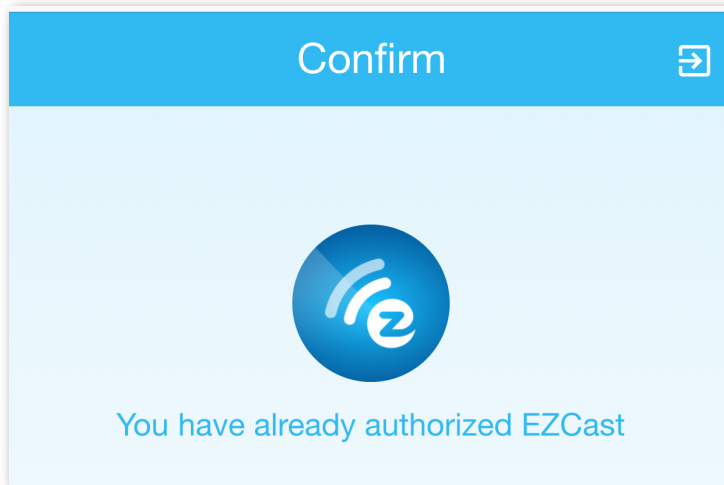
1. Disable the EZCast skill



2. Re-enable EZCast skill



3. Log out EZCast account from top-right



4. Sign in another account you like, and enjoy EZCast!

## Voice commands on Amazon Echo

While using EZCast full version of Alexa to control EZCast, it's necessary to get connected to EZCast before any commands. **Please say before any command:**

- **Alexa, ask EZCast**

Or make it a complete sentence connected with “to”, like:

- Alexa, ask EZCast to play Katy Perry video
- Alexa, ask EZCast to search season 2, episode 4 of Game of thrones
- Alexa, ask EZCast to pause video

### 1. Play videos

To play EZChannel's recommended videos :

- Alexa, ask EZCast to play videos

To play videos from search results:

- Alexa, ask EZCast to watch Katy Perry music videos
- Alexa, ask EZCast to play Deadpool videos
- Alexa, ask EZCast to watch season 2, episode 4 of Game of thrones

### 2. Playback controls

Currently supported playback controls:

- Alexa, ask EZCast to pause video
- Alexa, ask EZCast to play video
- Alexa, ask EZCast to play next video
- Alexa, ask EZCast, forward video
- Alexa, ask EZCast, next video
- Alexa, ask EZCast to play previous video
- Alexa, ask EZCast to go back video
- Alexa, ask EZCast, previous video on [device name]

To fast forward :

- Alexa, ask EZCast to fast forward 2 minutes 30 seconds
- Alexa, ask EZCast to skip 30 seconds

To rewind :

- Alexa, ask EZCast to rewind 3 minutes 20 seconds
- Alexa, ask EZCast to rewind 30 seconds



### **3. Adjust volume**

To Set Volume (levels range depends on dongle) :

- Alexa, ask EZCast to set the volume to 6

To Adjust Volume (levels range depends on dongle) :

- Alexa, ask EZCast to volume down (default value is 1)
- Alexa, ask EZCast to volume up (default value is 1)
- Alexa, ask EZCast to set the volume down by 2
- Alexa, ask EZCast to set the volume up by 2
- Alexa, ask EZCast to set the volume down

To Mute

- Alexa, ask EZCast to mute

To Unmute

- Alexa, ask EZCast to unmute

### **4. Play and edit channel**

To play channel by name

- Alexa, ask EZCast to play watch list channel

To add video to watch list

- Alexa, ask EZCast to add this video to watch list
- Alexa, ask EZCast to save this video
- Alexa, ask EZCast to watch it later
- Alexa, ask EZCast to add to watch later
- Alexa, ask EZCast to watch later
- Alexa, ask EZCast to add video

### **5. Series Commands**

To show channels

- Alexa, ask EZCast to show my channel
  - Play channel 1
  - 1
  - Show channel 1 playlist
    - Play video 1
    - 1

To play channel

- Alexa, ask EZCast to play channel
- Alexa, ask EZCast to play my channel
  - Play channel 1
  - 1

To show search playlist videos

- Alexa, ask EZCast to show Katy Perry
- Alexa, ask EZCast to show season 2, episode 4 of Game of thrones
  - play video1
  - 1

To switch Dongle

- Alexa, ask EZCast to set *office* as default dongle
- Alexa, ask EZCast to switch dongle
- Alexa, ask EZCast to set default dongle
  - *office*